

CEILING SURFACE

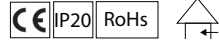
nelux architectural lighting



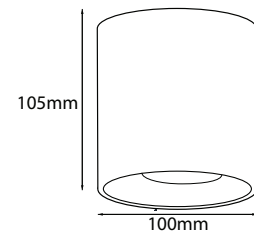
SM100105 and SM100130

The lamp housing is made from aluminum, frame form die-casting paint sprayed in white or black/Fabricado en aleación de aluminio, acabados en blanco y negro
 Light Source/ Fuente de Luz COB Cree, Citizen, Bridgelux
 Power/Potencia 10W ~625lm, 15W ~925lm
 CRI/IRC >80 (90,95 and/y 97 as an option/ opcional)
 CCT/Temperatura color 2700K, 3000K, 4000K, 5000K
 Beam angle/Angulo apertura 25°, 40°, 50°
 OPTIONS/OPCIONES *Fix or Tiltable/Fijo o basculante
 *triac dimmable, 0/1-10V, DALI

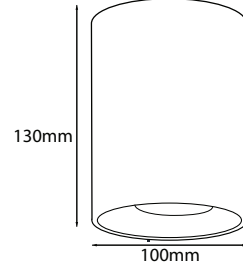
Applications/Aplicaciones: Hotel, Apartments, Villas, Residences, Restaurants, Cafe, Home, ...



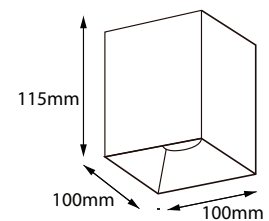
SM100105



SM100130



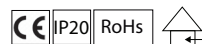
SM100115



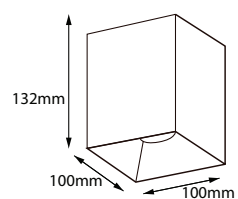
SM100115 and SM100132

The lamp housing is made from aluminum, frame form die-casting paint sprayed in white or black/Fabricado en aleación de aluminio, acabados en blanco y negro
 Light Source/ Fuente de Luz COB Cree, Citizen, Bridgelux
 Power/Potencia 10W ~636lm, 15W ~980lm
 CRI/IRC >80 (90,95 and/y 97 as an option/ opcional)
 CCT/Temperatura color 2700K, 3000K, 4000K, 5000K
 Beam angle/Angulo apertura 25°, 40°, 50°
 OPTIONS/OPCIONES *Fix or Tiltable/Fijo o basculante
 *triac dimmable, 0/1-10V, DALI

Applications/Aplicaciones: Hotel, Apartments, Villas, Residences, Restaurants, Cafe, Home, ...



SM100132



BELLY SERIES