



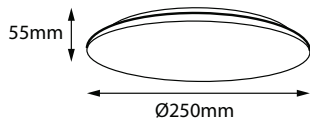
PF25055 Ceiling Surface Bulkhead

Input Voltage AC220-240V, Multivoltage
 Light Power 12W
 Luminous flux ~1200lm
 Light Source SMD led
 CCT 3000K, 4000K
 CRI>80 as standard
 Beam Angle 180°
 Interchange Bezels: polish chrome, stain nickle, black
 or any other OEM colour available.
 Optional: Dimmable, CCT change, Sensor,

PF25055



Color palette



Cover color



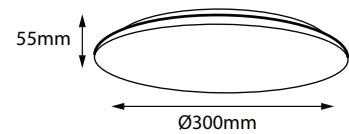
PF30055 Ceiling Surface Bulkhead

Input Voltage AC220-240V, Multivoltage
 Light Power 18W
 Luminous flux ~1800lm
 Light Source SMD led
 CCT 3000K, 4000K
 CRI>80 as standard
 Beam Angle 180°
 Interchange Bezels: polish chrome, stain nickle, black
 or any other OEM colour available.
 Optional: Dimmable, CCT change, Sensor, Emergency

PF30055



Color palette



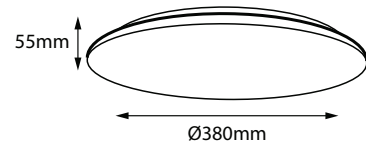
Cover color



PF38055



Color palette



Cover color



PF38055 Ceiling Surface Bulkhead

Input Voltage AC220-240V, Multivoltage
 Light Power 25W
 Luminous flux ~2500lm
 Light Source SMD led
 CCT 3000K, 4000K
 CRI>80 as standard
 Beam Angle 180°
 Interchange Bezels: polish chrome, stain nickle, black
 or any other OEM colour available.
 Optional: Dimmable, CCT change, Sensor, Emergency

THINY SERIES

